


BOOKS OF THE BIBLE CHILDREN'S CURRICULUM

Preschool Covenant History





NOAH AND THE FLOOD

Lesson 1 - Preschool

Bible Basis: Genesis 6–9
Key Verse: Jeremiah 10:12a (NIRV): “God made the earth.”
Key Idea: God is powerful.


Master Supplies List

- Family Page (1 per child)
- *My Bible Story Coloring Book*

Optional Supplies

You will need the following supplies based on which option(s) you choose in Step 3 | Explore More.

- Option 1: God Sends a Rainbow coloring sheet (1 per child), crayons
- Option 2: play clay
- Option 3: Animal Matchup cards (2 copies), card stock, scissors, tape
- Option 4: audiovisual equipment to play music or project a video
- Option 5: Noah’s Ark script (1 copy), Animal Matchup cards (enough for 1 card per child), card stock, strips of paper (2 strips per child), stapler, a robe for Noah



STEP 1 | Come Together (10 min)

Teacher Prep: Practice the tune for “The Farmer in the Dell.”

- GATHER children in a circle on the floor.
- SAY: I’ll teach you a song about the color of your clothes. If you hear your color, do what the song says. You are wearing more than one color, so you’ll have to listen carefully for each one.
- SING the following song, to the tune of “The Farmer in the Dell.”
If you are wearing green,
If you are wearing green,
Stand up tall and turn around,
And then sit right back down!
- HELP any children who are wearing green do what the song instructs.
- REPEAT the song for several different colors, inviting children to sing along once they learn the song.
- COMMENT: God filled our world with so many beautiful colors. He is a powerful God who created everything in heaven and on earth. He even created rainbows in the sky that have every color in them. Today, we’ll hear a Bible story about why God created rainbows.

KEY VERSE

- INTRODUCE this week’s Key Verse. Repeat the verse slowly a few times along with the hand motions.

Jeremiah 10:12a

“God
made the earth.”

(point toward heaven)
(hold two hands as if holding a ball)

PRAYER

- PRAY aloud with the children: Dear God, as we hear about Noah and the flood today, help us learn about your great power. Amen.


STEP 2 | Hear the Story (20 min)

- SAY: This story has lots of sound effects, so I’ll need your help. Whenever I stop the story to make the sounds and motions, you join in with me. When I hold my hand up like this (palm toward children), stop.
- PRACTICE this cue by making the sound of a rainstorm (shhhh sound with your mouth and wiggle fingers down like falling rain).
- TELL the following story, leading children in the sounds and motions.



GOD'S PLAN

- Long ago, there lived a man named Noah. Noah was a good man who loved God and did what was right. *(round of applause for Noah)* He had a wife and three sons. His three sons also had wives.
- But all other people on earth did bad things too. They did not obey God. *(boo and give thumbs down)* This made God sad.
- God told Noah, "I am going to send a great flood. I will destroy every living thing on earth. But you must build an ark so you and your family will be safe." Noah obeyed God. He built a huge wooden boat. *(hammer against your palm)*
- God also told Noah, "Take two of every animal on the ark with you. Take a male and a female of each animal. Save them from the flood." *(make all different animal noises)*



THE FLOOD



- Everything happened just as God said it would. The animals came to Noah and went onto the ark. *(make all different animal noises)*
- Then God sent the rain. Rain fell from the sky and floodwaters came up from the oceans. It rained for 40 days and 40 nights. *(shhhh sound with your mouth and wiggle fingers down like falling rain)*
- The flood killed all the people and animals on earth. Only Noah and those on the ark were safe. They stayed on the ark for many months. Even after the rain stopped, it took a long time for the water to dry up. *(yawn dramatically and check your watch)*

DRY LAND

- Finally, the ark landed on some mountains. Noah wanted to know if the land below was dry. He sent out a bird. *(flap arms and make a ft-ft-ft sound)*
- The bird came right back, because there was nowhere for it to land. Noah knew the land was not dry yet. One week later, he sent out the bird again. *(flap arms and make a ft-ft-ft sound)*
- This time, the bird came back with a leaf in its mouth. The water must be going away! One week later, Noah sent out the bird again. *(flap arms and make a ft-ft-ft sound)*
- This time, the bird did not come back. Noah knew the land must be dry. God told Noah it was time to come out of the ark.

GOD'S PROMISE

- The first thing Noah did when he left the ark was build an altar to God. *(click your tongue as you stack one fist over the other like a pile of rocks)*
- He killed and cooked some animals as an offering to God. God smelled the offering. *(inhale and exhale loudly)* It made God happy.



- God made a promise to Noah. He said, “I never again will flood the earth. I am making this promise to you and to all the animals. I will put a rainbow in the sky as a reminder of my promise.” (*spread arms overhead in an arc and make a pshoo sound*)

REVIEW

- ASK: Why did God send the flood? (he wanted to destroy all living things because people were so wicked)
- CONTINUE: Who did God save from the flood? (Noah and his family, two of each animal)
- KEEP GOING: What was God’s promise? (he never would flood the whole earth again)
- ASK: What was the sign of God’s promise? (the rainbow)
- SAY: God is powerful. He created the earth and everything on it, and he can destroy the whole earth. But God is also loving. He wants to save us so we can love and serve him.

STEP 3 | Explore More

Choose from these activity options to help children explore the lesson further.

Option 1: Let’s Color! (15 min)

Supplies: God Sends a Rainbow coloring sheet (1 per child), crayons, optional: glue and Froot Loops® cereal

Teacher Prep: Print and photocopy the God Sends a Rainbow coloring sheet.

- GIVE each child a copy of the God Sends a Rainbow sheet to color.
- HELP children glue cereal to their rainbow (according to color) instead of coloring it with crayons if you choose.
- REVIEW details of the Bible story as children color.

Option 2: Play Clay Animals (20 min)

Supplies: play clay

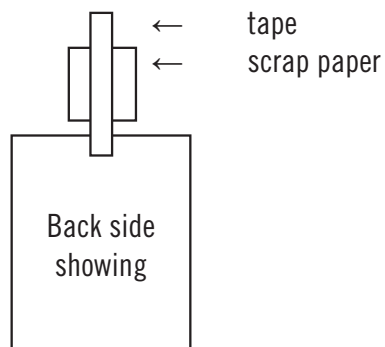
- GIVE each child a fist-sized lump of play clay.
- ASK: What’s one of the animals you think was on Noah’s ark? (*take one response*)
- INSTRUCT all children to form that animal out of their play clay, modeling with a lump of your own.
- CONTINUE until all children have had a turn to choose an animal.
- EXPLAIN: God showed his power by sending the flood, but he also showed his love and compassion by saving Noah’s family and the animals.



Option 3: Animal Matchup (20 min)

Supplies: Animal Matchup cards (2 copies), card stock, scissors, tape

Teacher Prep: Print and photocopy the Animal Matchup cards on card stock and cut apart matching pairs of animals. Choose eight matching pairs. Shuffle them and then tape them facedown to a low wall in a grid pattern. Tape them this way, so they can be twisted faceup:



Add a bit of scrap paper in the middle of the tape so the card can be easily flipped over. On the opposite wall, create a second grid with the other eight pairs. Enlist another adult to help with the second group.

- ASK: Has anyone ever played the matching game Memory? *(take responses and allow children to explain the rules and objective of the game)*
- SAY: This game is just like Memory, but the cards are on the wall. We'll take turns coming up and trying to make a match.
- FORM two teams. Instruct one team to face the opposite wall to play.
- PLAY just like traditional Memory, with children taking turns flipping over two cards. If they make a match, they can pull down the cards and keep them.
- SAY: Hold up your cards if you have a match. It looks just like the animals coming in pairs to Noah's ark! I'm glad God used his power to make all these wonderful animals and save them from the flood.

Option 4: Praise and Worship (15 min)

Recommended song: "Rise and Shine (Arky, Arky)" by Cedarment Kids

© 1995 by Cedarment Kids

Potential sources: YouTube and https://www.cedarment.com/store/product/action_bible_songs


Purpose for this song: Children will enjoy the story of Noah and the flood in this catchy, repetitive song.

Recommended song: "My God Is So Big" by Cedarment Kids

© 1995 by Stolen Pride (Admin. by Capitol CMG Publishing)

Potential sources: YouTube and https://www.cedarment.com/store/product/bible_songs

Purpose for this song: This children's favorite is a great reminder that our God is powerful.



Option 5: Act It Out (20 min)

Supplies: Noah's Ark script (1 copy), Animal Matchup cards (enough for 1 card per child), card stock, strips of paper (2 strips per child), stapler, a robe for Noah

Teacher Prep: Print the Animal Matchup cards on card stock. Cut apart the Animal Matchup cards and make each child a headband by stapling 2 strips in a circle and attaching an Animal Matchup card to it. Push together tables in a long row to form the ark, and place enough chairs around the tables for every child to have a seat. Enlist another adult or an older child to assist you by wearing a robe and portraying Noah.

- GATHER children on the floor.
- GIVE each child an animal headband to wear. Try to have two or more children represent each animal.
- ACT out the skit. When you call animals onto the ark, lead children over to the long table to sit in a chair.

STEP 4 | Going Home (5 min)

Supplies: Family Page (1 per child)

Teacher Prep: Print and photocopy the Family Page.

- GIVE each child a copy of this week's Family Page.
- SAY: Give this page to your family when they pick you up. It will remind you to tell your family about our powerful God.
- ENCOURAGE children to practice telling you what they remember about Noah and the flood.
- REVIEW today's story and Key Idea as you wait for the children to get picked up.
- HELP children practice saying today's Key Verse along with the hand motions.
- REMIND children to prepare for next week's lesson by doing Covenant History Week 2 in *My Bible Story Coloring Book* with their parents.
- REMIND each child to take home any activity sheets or craft projects and the Family Page.

FAMILY PAGE

Lesson 1: Noah and the Flood

Bible Basis: Genesis 6–9

Key Verse: Jeremiah 10:12a (NIRV): “God made the earth.”

Key Idea: God is powerful.

How to Use This Page

This week, your family can read the Bible Basis passage from your Bible to help your child remember the lesson. Use the *Table Talk* questions to start a discussion around the dinner table, while driving in the car, or just about anywhere. The *Living Faith* activity is designed to remind your child of the Bible lesson through a drama or other engaging activity. The *Extra Mile* idea provides interactive ways for your child to connect with the story.

Table Talk

1. Why did God send a great flood?
2. Why do you think God saved Noah and his family from the flood?
3. If you could choose only five animals to take on the ark, which would they be?

Living Faith

Option 1

Your child will love acting out the story of the great flood in the bathtub! You'll need an ark (maybe a rectangular plastic food container), six action figures, and all the bathtub-safe animal toys you can find! Remember to begin the story before you turn on the water for “40 days and 40 nights.” Once the flood is over, drain the water and ask your child to bring the toys onto dry land. Don't forget to build an altar to God (maybe a stack of pillows) and look for a rainbow!

Option 2

Create a picture book of the story of Noah and the flood for your child to illustrate. Choose the most important parts of the story and write them in clear, simple language. You can write them by hand or use a computer and print the pages. Let your child add the illustrations. Then enjoy the story together.

Extra Mile

- While adults read all of Genesis in Week 1, children focus on the story of Noah (Week 1) and the story of Joseph (Week 2). Fill in some of the blanks for them by sharing parts of Genesis 1–36, either by reading the Bible, reading a Bible storybook, or watching movies.
- Keep your eyes open for rainbows! When you see one, ask your child to explain its background and meaning. If the weather does not cooperate, take a hose outside on a sunny day and make your own. Your child will look at rainbows with new appreciation after studying Noah's story.
- What is a promise? What can we do if we break a promise? Or if someone else breaks a promise to us? These all are concepts your child is learning at this age. You can discuss these ideas anytime, but it's best to do so when a real-life application arises. Look for opportunities to discuss ideas, and remind your child that God always keeps his promises.

Prepare for Next Week

Help your child prepare for next week's lesson by reading *My Bible Story Coloring Book*, Covenant History Week 2 together, and encourage your child to respond with coloring.

If you are reading *The Books of the Bible, Covenant History* with your small group, you are discussing your questions and insights with them from week to week. Include your family in the conversation about this week's reading, using the following discussion-starters:

- What is this story about?
- How did [character name] love God?
- How did [character name] love others?

ANIMAL MATCHUP



Lion



Turtle




Monkey



Giraffe



Frog



Rabbit



Eagle



Skunk



Dove



Bear



Dog



Spider



Elephant



Kangaroo




Butterfly



Pig

GOD SENDS A RAINBOW

Name _____ Date _____



SKIT: NOAH'S ARK

Characters

Teacher Noah

Animals

Teacher: Long ago, the people on earth were wicked. They made God sad. But one man was good. Noah loved and obeyed God.

Noah: I love you, God! Thank you for giving me a wife and three sons. I will always follow you.

Teacher: One day, God told Noah to build a huge boat called an ark. God said, "I am unhappy that people are so wicked. I will destroy all living things. You and your family will be safe on the ark. Take two of every animal with you."

Noah: This sounds impossible, but I will obey. I will spend many, many years building the ark. Even if people make fun of me, I will obey God.

Teacher: Sure enough, God's words came true. Noah finished building the huge ark. God sent animals to Noah.

Noah: Look! Here comes a lion. Over here, lion. Come onto the ark. *(Repeat with the rest of the children according to the animals on their headbands. Children can act and sound like their animal as they move to the "ark.")*

Teacher: When Noah and his family were all onboard with the animals, it began to rain. The earth filled with water, but the ark floated on the water.

Noah: Look at all this rain. It has been raining for 40 days and 40 nights. But wait, I think it's stopping now.

Teacher: The rain stopped and the floodwaters slowly went away. Finally, God told Noah to leave the ark with his family and the animals.

Noah: Okay, giraffe, right this way, please. *(Guide the children one at a time, according to the animals on their headbands, back to the meeting place on the floor.)*

Teacher: God made a promise to Noah and all the animals. "I will never flood the whole earth again," he said. Then he put a rainbow in the sky as a reminder of this promise.